

# Load system battles nested-based bottlenecks



The Linear Flow system used on a Busellato Optima router at Custom Source Woodworking. Fully nested casework or paneling are processed on this machine.

## Problem:

Excess labor needed to load and unload CNC machine, inconsistent production flow.

## Solution:

New load/unload system helps control the production pace of the entire shop.

## Watch the action:

Go to [CabinetMakerFDM.com/linear.aspx](http://CabinetMakerFDM.com/linear.aspx) to see a video of this product in action.

## What sets Linear Flow apart?

**Simplicity of design.** The loading system is incorporated with the existing tool changer and the incoming material is managed by a stock scissor lift.

**Operational speed.** When overall cycle time is critical, the machine has a “chip to chip” cycle of 25 seconds.

**Emphasis on labor savings.** The system vacuums the table during the unload cycle so there is no cleanup between programs. The system is available in standard and hands-free versions, the latter requires only a confirmation by the operator that the unloading area is open.

Reducing labor and bottlenecks are two goals in any manufacturing operation. Linear Flow, an automatic load/unload system developed for Busellato CNC machining centers, is designed to address both. Delmac won a Sequoia Award in the machinery productivity category for the Linear Flow at the recent AWFS Fair.

“This is for any company that is trying to reduce labor,” says Bill Blackmon, Busellato Product Manager for Delmac Machinery Group. “For large companies that run the machine two or three shifts, the benefits there are easy to see. However, the small shop that only runs the machine a few hours per day would benefit by allowing the operator to run other machines.”

The typical cycle with a nested-based CNC, Blackmon says, is to run it until the parts are all complete. Usually other operators are downstream and taking some of the parts but, in most cases, if the CNC

is run without interruption, it will outpace other machines and parts will be stacked up and must wait for other machines.

Usually, the CNC machine is not the bottleneck and so the operator can start the machine, and the Linear Flow system would complete the first nested sheet of parts, unload and load a new sheet and start that nest.

If the operator is still busy on other machines, the machine would then wait with a complete set of parts on the off-loading table and another set on the machine. When he returns, he unloads the table and signals the machine to unload/load and the cycle resumes. The operator can control the production pace of the entire shop, not just the CNC, which is one of the principles of lean manufacturing.

At Custom Source Woodworking Inc. in Lacey, Wash., the linear flow

**+LOAD SYSTEM**

system is used in conjunction with the Busellato Optima router.

“We machine all panels on this system,” president Jim Mammina says. “Whether it is a fully nested casework project or a paneling job, all product is processed through this machine. This is much faster and (requires) a lot less movement of parts than the conventional saw-PTP system. We move directly from the Optima to either the Omal borer/insertor, the edgebander or assembly.”

Mammina says that the company now does not need two people on the nested machine. The system can be used for any panel up to 4 x 10 for the company’s casework, nurse stations, reception desks and other panel products.

**System components**

In addition to the CNC machine itself, the components that comprise the Linear Flow system are:



**A closer look at the Linear Flow system pulling a panel into the cutting area in the demonstration area at Delmac headquarters in Greensboro, N.C..**

- › **Loading device** consists of suction cups mounted to the under-beam tool changer. The device has a 200 mm stroke that allows it to reach beyond the machine table to retrieve the staged panel.
- › **Panel evacuation device** is mounted to the left side of the beam

and strokes down to engage. The device has integrated dust collection that is open only during the evacuation cycle. It cleans the table ahead of the panel being loaded.

- › **Scissor lift.** A full bunk of new panels is loaded onto the scissor lift located on the right side of the machine. The lift

# WE DON'T JUST EXTRACT – WE ALSO FILTER!

- 2354 CFM max. airflow
- Certified filters will remove 99.9 % of the dust particles down to 01. micron
- 106 gallons chip tray

**Tested - Certified - Clean Air**  
Give OSHA no reason!


[www.felderusa.com](http://www.felderusa.com)



*...perfection in woodworking!*




**FELDER,**  
Quality and precision  
made in **AUSTRIA**



**FELDER-GROUP USA**

**East:** 2 Lukens Drive, Suite 300, NEW CASTLE, DE 19720 – [salesinfo@felderusa.com](mailto:salesinfo@felderusa.com)  
**West:** 3006 Beacon Blvd., WEST SACRAMENTO, CA 95691 – [west@felderusa.com](mailto:west@felderusa.com)  
**Southern California:** LAGUNA HILLS, CA 92653 – [s.ca@felderusa.com](mailto:s.ca@felderusa.com)



DE: 866-792-5288  
 N Cal: 800-572-0061  
 S Cal: 866-714-6005  
 866-922-8879

## For more info:

Delmac Machinery Group, Linear flow  
336.854-1211 [www.delmac.com](http://www.delmac.com)

Or go to [CabinetMakerFDM.com](http://CabinetMakerFDM.com)

automatically indexes up to locate the next panel at the correct height.

► **Unloading table.** The table can be provided with the system or the customer can build their own. The design of the machine allows the finished parts to be pushed a safe distance away from the moving machine.

### Single cycle

A single cycle starts when the machine finishes running a program. Here's how it works:

- The Linear Flow system moves to the right to retrieve a new sheet of material that has already been positioned against reference pins. When the machine is in the loading position, the panel evacuation device engages.
- The machine begins moving to the left, pulling a new sheet onto the table and simultaneously unloading and vacuuming the table of any remaining dust. The new sheet is pulled from a stack of panels on a scissor lift. When the sheet is off the lift, it automatically indexes up to the correct loading height.
- Machine continues to the far left, pausing to drop the new panel at the reference point, then continuing about three feet more, pushing the completed parts to the unloading table. At this point, a new panel is loaded and completed parts are a safe distance from the moving machine.
- The machine automatically engages the vacuum to the new panel and the machine starts the next program.
- The operator unloads the parts. With the standard loading system, the operator stages the next panel to be loaded by sliding it a few inches against reference pins. This can be done before or after unloading the finished parts. He pushes a button to signal the machine that a new panel is ready to be loaded. With the hands-free loading system, the next panel is automati-

cally staged. The operator signals the machine from the unloading area that it is ready for another load/unload cycle.

Custom Source Woodworking's Mammina adds that Keytrix software generates code for the Busellato. "We do not do any programming on the floor, which allows our operator to just

operate the machine," he says. "This is the biggest mistake shop owners make. They buy the machine before they have a seamless way to get code to it. We bought the software first, before we owned the machine, so we could create code and e-mail it to a company 40 miles away to run patterns." ◀

AT SOLID WOOD  
SYSTEMS WE DELIVER  
A FULL RANGE OF  
CNC SOLUTIONS FOR  
CHAIRS, CASEGOODS  
AND MILLWORK  
PRODUCTION

- Ideal for one-piece complex parts
- Large bed capacity
- Two 6-position tool changer
- Multiple head configurations



CP/HSC

- A CNC machining solution with fully digital control and drives by NUM
- Shapes at feed speeds up to 48 feet per minute
- Can round-end shape both ends of your work piece
- User friendly—easily programmable—menu driven
- Unique sliding base opening with tilt up heads.
- No templates required




FOR THE LATEST  
INFORMATION ON OUR  
QUALITY LINES OF  
SOLID WOOD PROCESSING  
MACHINERY AND SYSTEMS...  
CONTACT US TODAY.

Viva

Balestrini

Fast and efficient—a twin hopper 5-axis CNC machining center for chair and casegoods components



SOLID WOOD  
SYSTEMS, INC.

Phone: 336-884-0700

Fax: 336-887-6650

E-mail: [swsmachine@aol.com](mailto:swsmachine@aol.com)

[www.solidwoodsystems.com](http://www.solidwoodsystems.com)

